



Year 7 – Identity

As a department we agree with the NSEAD who have stated that -

The NSEAD believes that a world class art, craft and design education provide and inspires personal expression, cultural understanding, creative and practical responses, promoting imaginative risk taking to provide solutions to our material, emotional, social and virtual worlds. A world class, art, craft and design education will engage, inspire and challenge pupils, equipping them with the knowledge and skills to participate in, experiment with, invent and create their own works of art, craft and design. Pupils should be able to think creatively and critically. They should investigate and evaluate a wide range of creative outcomes from the past and present to develop rigorous understanding of the many disciplines within art, craft and design and how they shape our history and future. This will enable pupils to contribute as confident citizens and future professionals to the culture, creativity, economic success, leisure, material and emotional wellbeing of our society within both national and global contexts


Students will start with a series of workshops to build their confidence in their drawing and painting ability.

Term 1 - Portrait and Expressionism


Edvard Munch and El Dia de los Muertos

Resources

LST will be interleaved with Colour Theory, Edvard Munch, drawing (HPS), and use of Tone.


	Week	Subject Topic	AO	Key Learning points/big questions	Independent/ Home learning	Assessment	Resources
1	13/9		AO3	Using the KO in Art Drawing Reminder of HPS	Colour Wheel research		PPT - Art and Design - Home (sharepoint.com) Sketchbook Watercolours Acrylics Range of pencils Pen Scissors Glue
2	20/9		AO1	Artist research - Edvard Munch/ analysis of The Scream Relevant information			
3	27/9		AO2	Colour Puzzle – Colour Theory and control			
4	4/10		AO2 /4	Colour Puzzle – Colour Theory and control		WWWWO	
5	11/10		AO1	Development of research and use of Complementary colours			
6	18/10		AO4	Dedicated Improvement and Reflection time (DIRT). Thumbnail sketches		Marksheet	

October half term

	Week	Subject Topic	AO	Key Learning points/big questions	Independent/ Home learning	Assessment	Resources
7	1/11		AO2	Day of the Dead research – link to Coco, Bond, Corpse Bride	Design for skull		Art and Design - Home (sharepoint.com) PPT Sketchbook Clay Acrylics Pen Scissors Glue
8	8/11		AO2	Outcome – slab and patterns	Carve a potato/ apple with a spoon	WWWWO	
9	15/11		AO4	Outcome – pinch pot head			
10	22/11		AO4	Outcome – pinch pot head			
11	29/11		AO4	Evaluation of project		WWWWO	
12	6/12		AO4	DIRT			
13	13/12		AO3	Imaginative drawing linked to project			

Term 2 - Self-Portrait


Basquiat and Hannah Höch mixed media outcome

	Week	Subject Topic	AO	Key Learning points/big questions	Independent/Home learning	Assessment	Resources
1	3/1	Portrait – Basquiat (mixed media) 	AO3	Using the KO in Art HPS, drawing from imagination Vs drawing from life/ visual Eyes	Collect images and facts about the artist	Within lesson assessment – improve drawing	PPT LST books sketchbooks Paper Range of pencils Images Glue Pen and ink Oil pastel Sharpener camera for photos
2	10/1		AO1	Artist research – Basquiat Presentation https://www.ted.com/talks/jordana_moore_saggese_the_chaotic_brilliance_of_artist_jean_michel_basquiat?language=en#t-3075			
3	17/1		AO1	Artist research – Basquiat Annotation and completion of page			
4	24/1		AO2	Practical Self Portrait experiment with a range of media	Photos of self to use – taken in class	WWWWO	
5	31/1		AO2 /4	Practical Self Portrait with oil pastel printing			
6	7/2		AO4	Dedicated Improvement and Reflection time (DIRT)	Collect images and facts about Hannah Hoch	Marksheet	
	Half term						

Resources [https://www.ted.com/talks/jordana moore saggese the chaotic brilliance of artist jean michel basquiat?language=en#t-3075](https://www.ted.com/talks/jordana_moore_saggese_the_chaotic_brilliance_of_artist_jean_michel_basquiat?language=en#t-3075) Basquiat

<https://www.youtube.com/watch?v=2PrXPpr1Yrg> Hannah Hoch

LST will be interleaved with a variety of tasks from previous projects, Colour Theory, HPS and Tone

	Week	Subject Topic	AO	Key Learning points/big questions	Independent/Ho me learning	Assessment	Resources
7	22/2	Portrait – Hannah Hoch (Collage) 	AO1	Using the KO in Art Hannah Hoch - use of collage images from magazines Artist research https://www.youtube.com/watch?v=2PrXPpr1Yrg	Hannah Hoch research		PPT Sketchbook Photos of plants Range of pencils Pen Collage magazine portraits
8	1 Mar		AO1	Artist research	Career in Art and Design		Scissors Glue
9	8/3		AO2	Practical - Outcome in the style of Hannah Hoch			
10	15/3		AO2 /4	Practical - Outcome in the style of Hannah Hoch	Use of apps	WWWWO	
11	22/3		AO1	Use of apps			
12	29/3		AO4	Dedicated Improvement and Reflection time (DIRT)		Marksheet	
	Easter						